



Flowmeter and radar installation method.




Each location can be installed as above.



Each cable enters a hole next to it.




The flowmeter connects to the LFS of the FC.



The radar connects to the EXT of FC.

CAUTION) Remove the lock on the connector part and connect it according to the color as shown above.



remove